



ENDOSUCCESS APICAL SURGERY

SURGICAL ENDODONTICS

endosuccess Apical Surgery



Endodontic apical surgery.

The EndoSuccess™ Apical surgery Kit contains five ultrasonic instruments designed to address all anatomical configurations, for a retrograde preparation of the canal system up to 10mm.

Tips are diamond-coated only on the extremity in order not to overprepare the canal. The retro endodontic treatment is therefore better controlled, but also conserve more bone and dental tissues. The root canal is preserved, even though the infection is treated at its origin in the canal system.

These instruments are recommended for use by endodontists or dental professionals trained in the use of operating microscopes.



AS3D [F00065]



AS6D [F00079]



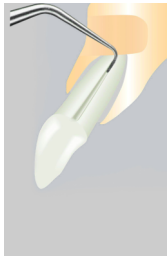



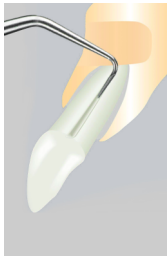









AS9D [F00067]



ASLD [F00080]



ASRD [F00081]

AS3D		Working length = 3mm. Universal apical surgery tip. First instrument of the sequence. Front teeth.	Recommended settings   
AS6D		Working length = 6mm. Second instrument of the sequence. Front teeth.	
AS9D		Working length = 9mm. Complicated cases - allows the preparation of the root canal up to 9mm. Front teeth.	Recommended settings   
ASLD		Working length = 3mm. Left oriented tip. Pre-molars and molars.	Recommended settings   
ASRD		Working length = 3mm. Right oriented tip. Pre-molars and molars.	

For more information www.akteongroup.com

Download



Instructions For Use

CE 0459
CE Marking

Clinical tips • ESAS • J08161 • (09) • V7 • 12/2015 • NB01EN090G

SATELEC S.A.S. | A Company of ACTEON Group
17 av. Gustave Eiffel | BP 30216 | 33708 MERIGNAC cedex | FRANCE
Tel. +33 (0) 556 34 06 07 | Fax. +33 (0) 556 34 92 92
E-mail : satelec@akteongroup.com | www.akteongroup.com

